


Second Grade Word Work

Weekly Spelling Menu

There are ten spelling menus included in the Second Grade Spelling Unit. I give the kids a new menu each week and typically rotate new menus every two weeks. This allows the students time to become familiar with the new activities. However, there are other ways that this can be done. You could also laminate the menus and rotate them around the classroom each week. The most important thing is to find what works best for your kids and your classroom.





What's on the Menu



Please have your child complete 3 of the following activities in his/her spelling journal.

<p>Silly Sentences</p> <p>Write a silly sentence with each of your ten pattern words.</p>	<p>Extra! Extra!</p> <p>Write an article for our classroom newsletter. Your news article should contain all ten spelling pattern words. Who knows...you could even be featured in our very own classroom newsletter!</p>	<p>3-D</p> <p>Use Play-Doh or modeling clay to create your ten pattern words. This requires a parent signature or if you are feeling fancy, take a picture and bring it in to show your classmates!</p>
<p>Typertific</p> <p>Use a computer to type your ten pattern words. Get your "creative juices" flowing and make your words different colors, fonts, or sizes! You can even add some clipart if you would like!</p>	<p>FREE CHOICE</p> <p>Think of a creative activity to do with your ten pattern words.</p>	<p>Finger Spelling</p> <p>Use finger paint and write your ten pattern words. Let it dry and bring it into class to share!</p>
<p>Fancy Nancy Spelling</p> <p>Write your ten pattern words using "fancy" letters. You can write your words in different colors, bubble letters, add curly cues or any other design! Oh..the places you'll go!</p>	<p>Chalk The Walk</p> <p>With a parent's permission, write your words with chalk outside on your sidewalk! You may even get creative and illustrate the meaning of each word. Don't forget to share you artwork with your parents.</p> <p>Parent Signature required!</p> <hr/>	<p>Order Up!</p> <p>Write your ten pattern words in ABC order. Then reverse and write them the opposite way.</p>



What's on the Menu

Please have your child complete 3 of the following activities in his/her spelling journal.

Sky Writing

Spray a small amount of shaving cream on your counter top or a cookie sheet. Spread it out so it looks like a nice fluffy cloud. Write your ten pattern words with your finger in the cloud. Don't forget to say each letter out loud as you write!

You've Got Mail

Use your ten pattern words to write an e-mail to your teacher. I bet you will even get an e-mail in return!

Story Words

Write a short story using your five high frequency and ten pattern words.



Typertific

Use a computer to type your ten pattern words. Get your "creative juices" flowing and make your words different colors, fonts, or sizes! You can even add some clipart if you would like!

FREE CHOICE

Think of a creative activity to do with your ten pattern words.

Watercolor Wonders

Use watercolor paint to create a masterpiece with your ten pattern words. Don't forget to bring your artwork in to share with your class!

Flash It

Make flash cards for your five high frequency and ten pattern words. Use these to study for your weekly test! Don't forget to paperclip your cards in your spelling journal.

Fix-it-Up

During this activity, YOU will be the teacher and will write Fix-Up Sentences for our daily DOL. Write a sentence for each of your ten pattern words. Don't forget to "make some mistakes" by leaving out capital letters, punctuation, finger-spacing, etc. Your sentence may be featured as one of our morning sentences!

Order Up!

Write your ten pattern words in ABC order. Then reverse and write them the opposite way.





What's on the Menu



Please have your child complete 3 of the following activities in his/her spelling journal.

The Proof's in the Puddin'

With a parent's permission, get a small container of chocolate or vanilla pudding and spread it on your countertop or cookie sheet. Write your ten pattern words and five high frequency words in the pudding. Don't forget to say each letter out loud as you write. Parent signature required! ☺

Syllable Circles

Write your five high frequency words and ten pattern words. Circle the syllables in each word.

Example: par ty

3-D

Use Play-Doh or modeling clay to create your ten pattern words. This requires a parent signature or if you are feeling fancy, take a picture and bring it in to show your classmates!

Flash It

Make flash cards for your five high frequency and ten pattern words. Use these to study for your weekly test! Don't forget to paperclip your cards in your spelling journal.

FREE CHOICE

Think of a creative activity to do with your ten pattern words.

Spelling Memory

Make a double set of flashcards for your ten pattern words. Find a partner and play a little game of spelling concentration. Flip the cards over, if you find a match, you keep it! The one with the most matches WINS!

Story Words

Write a short story using your five high frequency and ten pattern words.

Super Sentences

Write a super sentence for each of your ten pattern words. Don't forget to make them "Super" by adding lots of great details and interesting vocabulary words!

Fancy Nancy Spelling

Write your ten pattern words using "fancy" letters. You can write your words in different colors, bubble letters, add curly cues or any other design! Oh..the places you'll go!





What's on the Menu

Please have your child complete 3 of the following activities in his/her spelling journal.

Tasty Word Work

With a parent's permission, spray a small amount of whipped cream and spread it on your countertop or cookie sheet. Write your ten pattern words and five high frequency words in the pudding. Don't forget to say each letter out loud as you write. Parent signature required! ☺

Magazine Madness

Search through a magazine or a newspaper to locate the letters needed to spell your five high frequency words. Glue the letters to a sheet of paper. Bring your creation in to share.

You've Got Mail

Use your ten pattern words to write an e-mail to your teacher. I bet you will even get an e-mail in return!

The Search is On...

Make a list of your spelling words (10 patterns and 5 high frequency) on a word search program and print it out. Make sure you complete the word search and bring one in for your teacher to complete as well! (<http://www.puzzlemaker.com>)

FREE CHOICE

Think of a creative activity to do with your ten pattern words.

Magic Letters

Write your ten pattern and five high frequency words on a piece of white paper with a white crayon. Paint over the letters with watercolor paint and watch the letters magically appear.

Cookin' Up Words

Use your ten pattern words to write a funny recipe. Bring your recipe in to share with the class!

Flash Writing

In a dark room, use a flashlight to write your ten pattern and five high frequency words. Repeat this three times. Don't forget to say the letters out loud as you write. Parent signature required! ☺


Fraction Action

Write your ten pattern words in your spelling journal. Then write each word as a fraction.

Vowels

Consonants

Example: scramble
2/6 (two vowels / 6 consonants)





What's on the Menu

Please have your child complete 3 of the following activities in his/her spelling journal.

Step to It

On a large piece of butcher paper, write the letters of the alphabet. Have a partner call out each word. Step on the correct letters to spell the word. Don't forget to say your letters out loud as you step on them! Repeat again! Parent signature required! ☺

Rainbow Write

Use a pencil to write your ten pattern words and five high frequency words. Then trace over the words using two or three different color crayons. Use only one color at a time to trace over the words.

Build a Pyramid

Write the first letter of your word. Then on the next line write the first two letters of your word. Continue with this pattern until you have spelled the whole word.

Example:

b
bi
big

Pen Pal

Create a postcard. Then write a letter to an imaginary friend in a country far away. Don't forget to include your ten pattern words in your letter. Bring in your postcard to share with the class!

FREE CHOICE

Think of a creative activity to do with your ten pattern words.

Order Up!

Write your ten pattern words in ABC order. Then reverse and write them the opposite way.

Typerific

Use a computer to type your ten pattern words. Get your "creative juices" flowing and make your words different colors, fonts, or sizes! You can even add some clipart if you would like!

Word Hunt

Draw a picture. Then hide your ten pattern and five high frequency words somewhere in your picture. Bring in your word hunt to let your classmates try it out!



Fraction Action

Write your ten pattern words in your spelling journal. Then write each word as a fraction.

Vowels

Consonants

Example: scramble
2/6 (two vowels / 6 consonants)

What's on the Menu



Please have your child complete 3 of the following activities in his/her spelling journal.

Minute to Win It

See how many times you can write your ten pattern words in one minute. Have a parent call out a pattern word and set the timer for one minute. How many times could you write it? Repeat with each pattern word. Leave this paper in your spelling journal!

Rhyme Time

Write your ten pattern and five high frequency words. Next to each word, write a rhyming word.

Example:

bunny funny
make bake

30 Seconds of Fame

Use your ten pattern words to create a 30 second commercial. You can advertise a real or make-believe product. Bring in your commercial to share with the class.

Pen Pal

Create a postcard. Then write a letter to an imaginary friend in a country far away. Don't forget to include your ten pattern words in your letter. Bring in your postcard to share with the class!

FREE CHOICE

Think of a creative activity to do with your ten pattern words.

Order Up!

Write your ten pattern words in ABC order. Then reverse and write them the opposite way.

Finger Spelling

Use finger paint and write your ten pattern words. Let it dry and bring it into class to share!



Spelling Memory

Make a double set of flashcards for your ten pattern words. Find a partner and play a little game of spelling concentration. Flip the cards over, if you find a match, you keep it! The one with the most matches WINS!

Sky Writing

Spray a small amount of shaving cream on your counter top or a cookie sheet. Spread it out so it looks like a nice fluffy cloud. Write your ten pattern words with your finger in the cloud. Don't forget to say each letter out loud as you write!

Parent Signature Required©

What's on the Menu

Please have your child complete 3 of the following activities in his/her spelling journal.

Fix-it-Up

During this activity, YOU will be the teacher and will write Fix-Up Sentences for our daily DOL. Write a sentence for each of your ten pattern words. Don't forget to "make some mistakes" by leaving out capital letters, punctuation, finger-spacing, etc. Your sentence may be featured as one of our morning sentences!

Spelling Baseball

Draw four bases on a piece of paper or set up four chairs to be the bases.

The Pitcher (a grown up) selects a word. If the Batter (you) can spell the word correctly, you move forward one base. If you cannot spell word, you remain where you are on base. You receive a point every time you home base. Parent Signature

Required: _____

Story Words

Write a short story using your five high frequency and ten pattern words



Go Fish

Make a double set of flashcards for your ten pattern words. Play a good old fashion game of Go Fish with a friend or a parent. Parent signature required!



FREE CHOICE

Think of a creative activity to do with your ten pattern words.

Wordle!

Go to www.wordle.com and type in your ten pattern and five high frequency words. Create a wordle design. Bring it in to share with the class!

Magazine Madness

Search through a magazine ore a newspaper to located the letters needed to spell your five high frequency words. Glue the letters to sheet of paper. Bring your creation in to share.


Minute to Win It

See how many times your can write your ten pattern words in one minute. Have a parent call out a pattern word and set the timer for one minute. How many times could you write it? Repeat with each pattern word. Leave this paper in your spelling journal!


Fan Mail

Write a letter to your favorite celebrity. You must include your ten pattern words in your letter. Be creative and use lots of great details to make your sentences interesting!





What's on the Menu



Please have your child complete 3 of the following activities in his/her spelling journal.

Step to It

On a large piece of butcher paper, write the letters of the alphabet. Have a partner call out each word. Step on the correct letters to spell the word. Don't forget to say your letters out loud as you step on them! Repeat again! Parent signature required! ☺

Spelling Baseball

Draw four bases on a piece of paper or set up four chairs to be the bases. The Pitcher (a grown up) selects a word. If the Batter (you) can spell the word correctly, you move forward one base. If you cannot spell word, you remain where you are on base. You receive a point every time you home base. Parent Signature Required: _____

Rhyme Time

Write your ten pattern and five high frequency words. Next to each word, write a rhyming word.
Example:
bunny funny
make bake

Go Fish

Make a double set of flashcards for your ten pattern words. Play a good old fashion game of Go Fish with a friend or a parent. Parent signature required! ☺ _____

FREE CHOICE

Think of a creative activity to do with your ten pattern words.

Super Sentences

Write a super sentence for each of your ten pattern words. Don't forget to make them "Super" by adding lots of great details and interesting vocabulary words!

The Proof's in the Puddin'

With a parent's permission, get a small container of chocolate or vanilla pudding and spread it on your countertop or cookie sheet. Write your ten pattern words and five high frequency words in the pudding. Don't forget to say each letter out loud as your write. Parent signature required! ☺ _____

The Search is On

Make a list of your spelling words (10 patterns and 5 high frequency) on a word search program and print it out. Make sure you complete the word search and bring one in for your teacher to complete as well! (<http://www.puzzlemaker.com>)

Fan Mail

Write a letter to your favorite celebrity. You must include your ten pattern words in your letter. Be creative and use lots of great details to make your sentences interesting!

What's on the Menu

Please have your child complete 3 of the following activities in his/her spelling journal.

Extra! Extra!

Write an article for our classroom newsletter. Your news article should contain all ten spelling pattern words. Who knows...you could even be featured in our very own classroom newsletter!

Acrostic Poem

Choose one of your ten pattern words and create an acrostic poem.

(Example)

Second Grade

Challenging

Helpful

Outstanding

Opportunity

Learning

You've Got Mail

Use your ten pattern words to write an e-mail to your teacher. I bet you will even get an e-mail in return!

Order Up!

Write your ten pattern words in ABC order. Then reverse and write them the opposite way.

FREE CHOICE

Think of a creative activity to do with your ten pattern words.

Cookin' Up Words

Use your ten pattern words to write a funny recipe. Bring your recipe in to share with the class.

Chalk The Walk

With a parent's permission, write your words with chalk outside on your sidewalk! You may even get creative and illustrate the meaning of each word. Don't forget to share your artwork with your parents.

Parent Signature required!

Magazine Madness

Search through a magazine or a newspaper to locate the letters needed to spell your five high frequency words. Glue the letters to a sheet of paper. Bring your creation in to share.

Fan Mail

Write a letter to your favorite celebrity. You must include your ten pattern words in your letter. Be creative and use lots of great details to make your sentences interesting!



What's on the Menu

Please have your child complete 3 of the following activities in his/her spelling journal.

Build a Pyramid

Write the first letter of your word. Then on the next line write the first two letters of your word. Continue with this pattern until you have spelled the whole word.

Example:

b
bi
big

Acrostic Poem

Choose one of your ten pattern words and create an acrostic poem.

(Example)

Second Grade
Challenging
Helpful
Outstanding
Opportunity
Learning

Flash Writing

In a dark room, use a flashlight to write your ten pattern and five high frequency words. Repeat this three times. Don't forget to say the letters out loud as you write.
Parent signature required! 😊

Order Up!

Write your ten pattern words in ABC order. Then reverse and write them the opposite way.

FREE CHOICE

Think of a creative activity to do with your ten pattern words.

Watercolor Wonders

Use watercolor paint to create a masterpiece with your ten pattern words. Don't forget to bring your artwork in to share with your class!

Fancy Nancy Spelling

Write your ten pattern words using "fancy" letters. You can write your words in different colors, bubble letters, add curly cues or any other design! Oh..the places you'll go!

Typerific

Use a computer to type your ten pattern words.

Get your "creative juices" flowing and make your words different colors, fonts, or sizes! You can even add some clipart if you would like!

Magic Letters

Write your ten pattern and five high frequency words on a piece of white paper with a white crayon. Paint over the letters with watercolor paint and watch the letters magically appear.

