




Non-Traditional Homework Ideas



A handout for parents
and teachers

Reading:

- Children read either their sight words or their home reader to a teddy bear.
- Children use their toys to set up a class that they read to.
- Students read whilst looking into a mirror.
- Young children can read their book to their pet.
- Have children read their book using a magnifying glass.
- Encourage children to make their own reading nook from blankets pillows and small furniture. Prompt children to read by themselves.
- Children can role play being the teacher and reading to a class or being a parent reading to their child.
- Help children search YouTube for sight word lists for their grade and for book readings of their favorite book.



Spelling and Sight Words:

- Children can trace the word on a family member's back for them to guess what the word is, then swap.
- Children can trace words out on the floor.
- Write a word in large writing on a piece of half-sized printing paper and place it on the back of their bedroom door. When they are read to at night, they have to hunt for the word and read it in a robot, baby or silly voice.
- Children can write their spelling words in a *Word* document and make each one in a different font then print it out.
- Students can design a new placemat each week. They can write their spelling words around their mat. Family members can be invited to quiz them.
- Children can write their spelling words on a piece of paper (list) and hunt for them around the house. They tick them off as they find them in magazines, books, on games, shopping lists, food packaging, letters, junk mail and so on.

- Have children make a word search using their spelling words.
- Write each spelling word on a strip of paper. Place them on the ground about two feet apart in a line, for example down the hallway and ask them to think of an action like star jumps to repeat three times in front of the word whilst reading it out loud.
- Write spelling words on toy cars and trucks. Race them down a hill to see which one wins.
- Record spelling words each on a separate slip. Hide them around the house and ask children to go on a spelling word hunt. Play hot and cold as they search for their words.
- Children write their spelling words each on separate slips. Place them around your yard and have children move through the space like an obstacle course. Children read and spell each word as they go (not removing). Repeat the course three times.
- Record words on separate slips of paper, each with points ranging from 1-3 or 1-5 (depending on your child's counting ability) and stick to a wall. Invite children to throw a soft ball at each

word. They must read and spell each word they hit with the ball. If they hit it, read it and spell it correctly they receive that point. Another adult or child can keep tally. Compare scores from day to day.

- Use a permanent marker to record chosen spelling words onto a beach ball. Toss, roll, volley (hand clenched, like in volley ball), pass (like in netball) to each other. As you catch the ball, you must read and then spell the word (one) that faces you and then throw it back.
- Record 10-15 sight words or spelling words on individual pages. Place the 10-15 pages over the floor and read/spell each word with your child (ren). Explain to your child that you are going to play some music and you can dance to it. Tell them that when you pause the music, they must find and read/spell a word whilst standing next to it. If they read it correctly, they can keep it (place in a pile on the ground). Continue to all of the words are gone.
- I spy word hunt. Read more (download the freebie) on our blog [here](#).



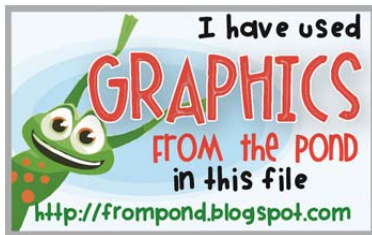
Other Writing Homework:

- Have children record the names of the children they played with this past week.
- Ask children to write down what they ate today.
- Invite children to write a shopping list with an adult.
- Children can write down the ingredients you used whilst you are preparing or cooking a meal.
- Children can write three facts about their favorite animal or place.
- Encourage children to investigate a place the family will visit this year. Record a list of things they can do whilst there.
- Suggest that your child draw a picture and on the second day write the story that they tell you. Model correct sentence structure, grammar and spelling.
- Give children a word to rhyme with first orally and then in written format.
- Ask children to find a given word (perhaps a high frequency word) from a book they are reading. Use a magnifying glass or glasses for fun. Ask them to record the word whenever they find it.



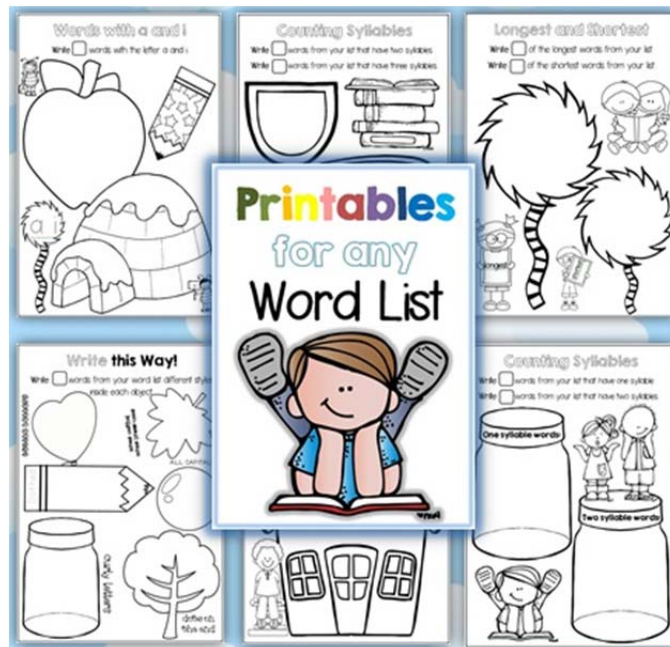
Credits

Border clipart by Graphics from the Pond and children clipart from Melonheadz Illustrations.



Fonts by [Cara Carol](#) and Kimberly Geswein Fonts.

You might also like our [Printables for any Word List](#) downloadable file which can be used as homework or for in class work with any word list.



clever classroom